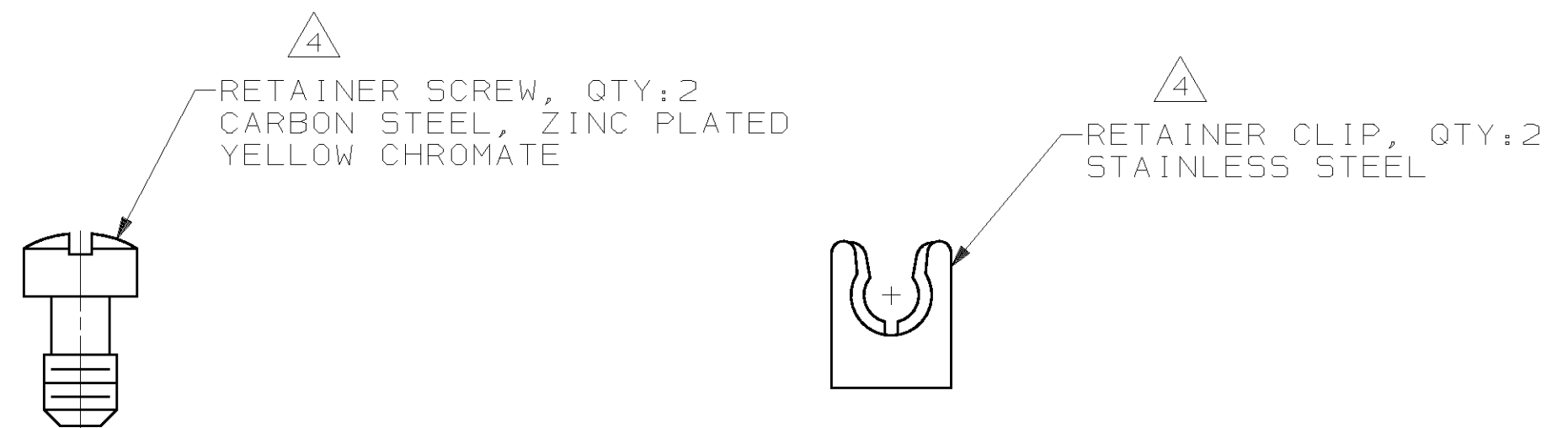
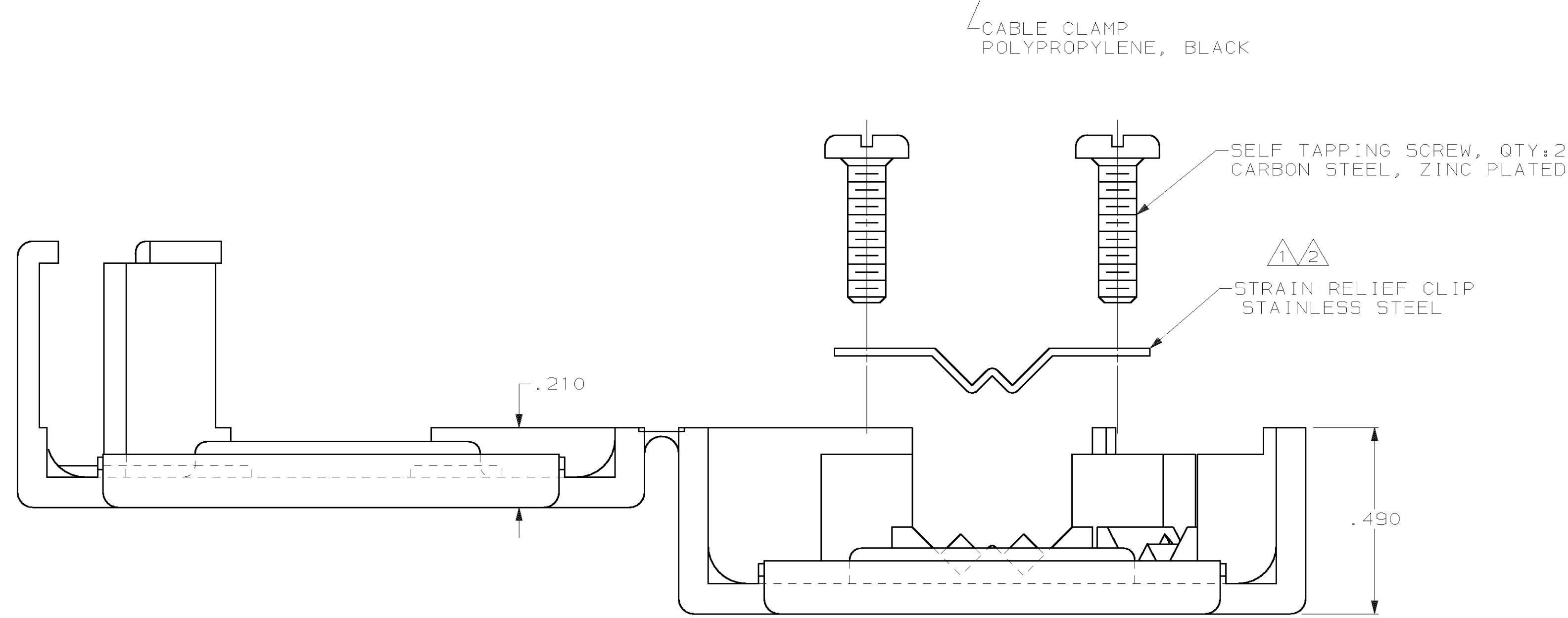
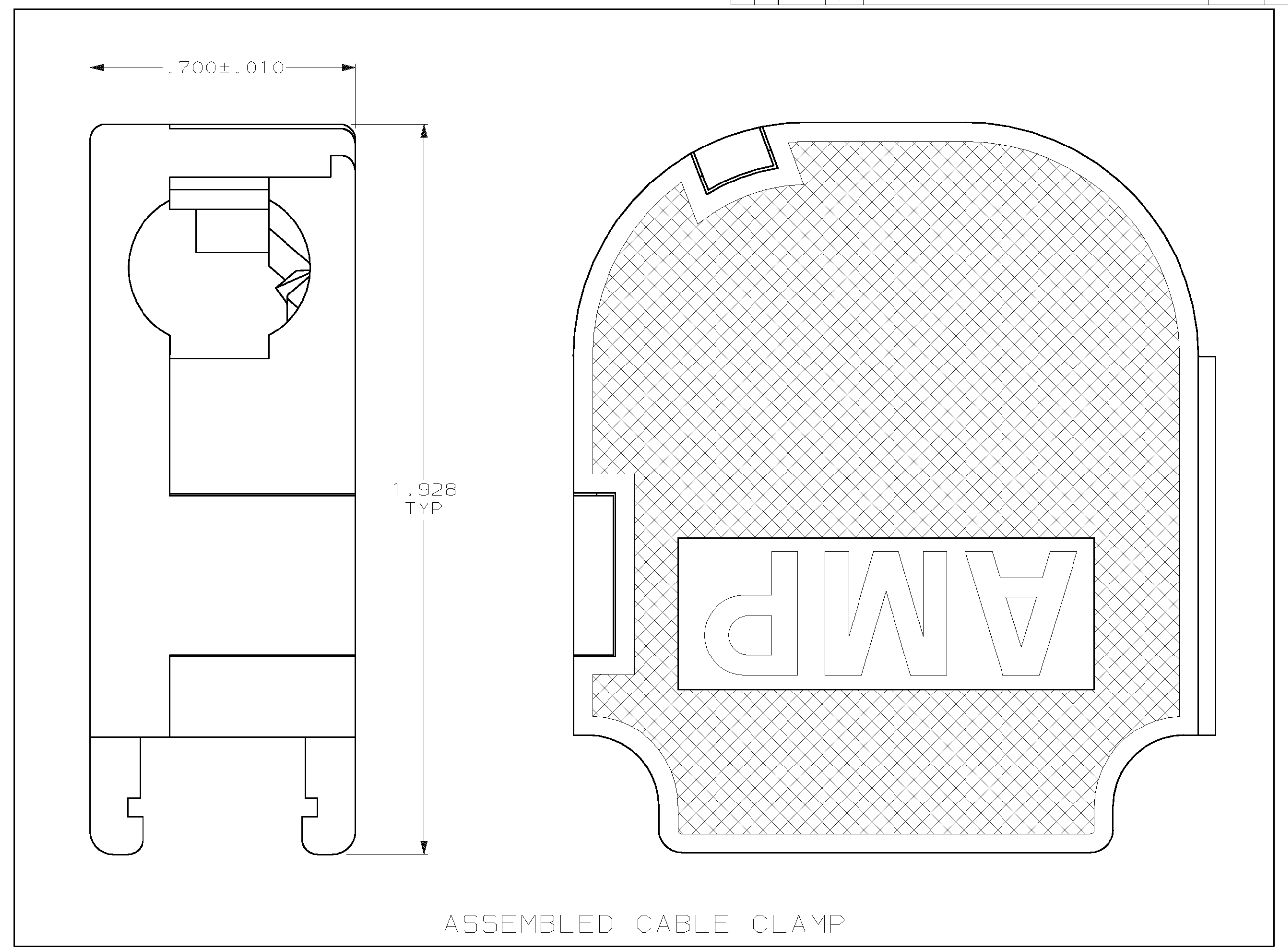
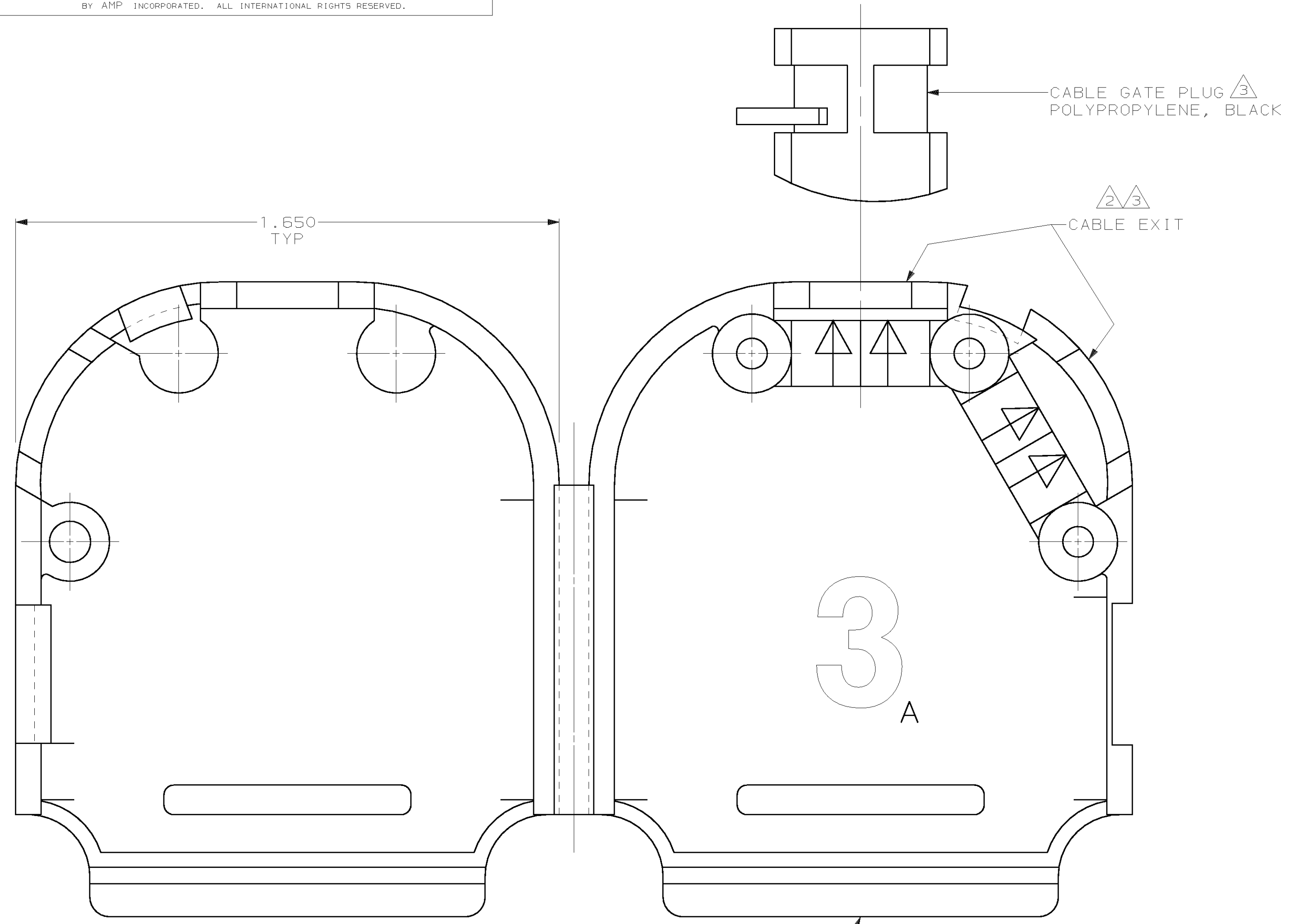


LOC	DIST	P	F	ZONE	LTR	DESCRIPTION	DATE	APPD
BD	48							
					A	REVISED ECN-BD3163	8-15-89	-
					B	REV ECN BD3469, ADDED -2 NPR 2591	11/06/89	JW
					C	REVISED PER ECN BD3542	1-3-90	JW
					D	REV PER ECN BD3719	02/28/90	JW
					E	REV PER ECN BD4220	07/27/90	JW
					F	REV PER ECN BD4313	10/03/90	JW
					G	REVISED PER ECN BD5892	02/26/92	RM
					H	REV PER ECN BD5736	08/26/92	RM
					H1	ADDED -3 PER NPR 4838	07/08/93	NB
					J	REV PER EC 0020-1343-93	11/16/93	SB
					K	REV PER EC 0010-0260-00	09/17/01	JR



- ① CLIP CAN BE INSTALLED AS SHOWN FOR SMALL DIAMETER CABLE, OR REVERSED FOR LARGE DIAMETER CABLE.
- ② CLIP MAY BE USED AT EITHER CABLE EXIT.
- ③ CABLE GATE PLUG TO BE PLACED IN CABLE EXIT NOT BEING USED.
- ④ RETAINER SCREWS AND RETAINER CLIPS PROVIDED WITH THIS KIT FOR USE WITH METAL SHELL CONNECTORS.
- 5. CABLE DIAMETER RANGE = .180-.460.

SUPERSEDED BY 749626-2	SMALL PACK	749626-3
	UNIT KIT	749626-2
	BULK PACKED	749626-1
	PACKAGING	PART NO

DO NOT SCALE PRINT. UNLESS SPECIFIED DIMENSIONS IN INCHES. TOLERANCES ON: 2 PLC DEC ± .005 ANGLES ± .		DR 03/28/89 S. WELDON		AMP INCORPORATED Harrisburg, Pa. 17105	
CHK 04/25/89 R. STONE		APPD 04/25/89 S. SCHIEFERLY			
MATERIAL SEE CALLOUTS		APPD 04/25/89 J. SHOWERS		NAME CABLE CLAMP KIT, UNASSEMBLED, SIZE 3, QUIK-SNAP, 120° & 180° CABLE EXIT, AMPLIMITE®	
FINISH SEE CALLOUTS		APPLICATION SPEC -		SIZE D	FSCM NO 00779
		WEIGHT -		SCALE 4:1	DRAWING NO 749626
					SHEET 1 OF 1